

1968 MUSTANG SPECIFICATIONS

This catalog will tell you all about three models of the new Mustang. If you're interested in trailering with a new Mustang, your Ford Dealer has another booklet which is yours for the asking. It's called "1968 Ford Cars and Trucks for Recreation." It includes numerous illustrations, facts and suggestions about trailer towing with a '68 car from Ford.

Color and Upholstery Selections: Pick your favorite color from 16 brilliant Super Diamond Lustre Enamel finishes. You have a total of 40 all-vinyl interiors. Your Ford Dealer will be happy to show you his special color and upholstery book. In it are actual paint and upholstery trim samples to let you "try on" various selections with your favorite Mustang model.

Engines (see chart for availability): **200-cu. in. Six**—115 hp; 3.68" bore x 3.13" stroke; 8.8 to 1 comp. ratio; 7 main bearings; reg. fuel; single-barrel carb.; auto. choke; self-adj. valves with hydraulic lifters.

289-cu. in. Challenger V-8—195 hp; 4.00" bore x 2.87" stroke; 8.7 to 1 comp. ratio; reg. fuel; 2-barrel carb.; auto. choke; self-adj. valves with hydraulic lifters.

302-cu. in. (five-liter) V-8—230 hp; 4.00" bore x 3.00" stroke; 10.0 to 1 comp. ratio; prem. fuel; 4-barrel carb.; auto. choke; self-adj. valves with hydraulic lifters.

390-cu. in. Thunderbird V-8—280 hp; 4.05" bore x 3.78" stroke; 10.5 to 1 comp. ratio; prem. fuel; 2-barrel carb.; auto. choke; self-adj. valves; oil cap'y, including filter, 5 qt.; dual exhausts.

390-cu. in. Thunderbird Special V-8—325 hp; 4.05" bore x 3.78" stroke; 10.5 to 1 comp. ratio; prem. fuel; 4-barrel carb.; auto. choke; self-adj. valves; oil cap'y, including filter, 5 qt.; dual exhausts.

For sedan racing, available on special order only: 302-cu. in. V-8—306 hp; 4.00" bore x 3.00" stroke; 11.0 to 1 comp. ratio; prem. fuel; special high performance fuel induction system; solid valve lifters; oil cap'y, including filter, 5 qt.; dual exhausts. Available with 4-speed transmission and GT Group only.

Engine Features: 6000-mile (or 6-month) full-flow disposable-type oil filter; replaceable dry element air cleaner; 190° thermostat; 12-volt electrical system with 38-amp. alternator; 55-amp. alternator with SelectAire Conditioner; 54-plate, 45 amp.-hr. Autolite Sta-ful battery; weatherproof ignition; positive-engagement starter; fully aluminized muffler and tailpipe. All engines are electronically mass-balanced for long-lived smoothness.

Transmissions (see chart for availability):

Synchro-Smooth Drive: Synchronized manual shifting in all three forward gears; clash-free downshifting to low while under way. Floor-mounted stick, standard "H" pattern.

4-Speed Manual: Sports-type close-ratio transmission, synchronized in all forward gears; floor-mounted stick.

SelectShift Cruise-O-Matic Drive: Lets you drive fully automatic or shift manually through the gears. Three forward speeds, one reverse. Effective engine braking in low gear (1) for better control on grades and hills. Quadrant sequence (P-R-N-D-2-1).

Rear Axle: Semi-floating hypoid rear axle; straddle-mounted drive pinion (V-8's). Permanently lubricated wheel bearings.

Front Suspension: Angle-Poised Ball-Joint type with coil springs mounted on upper arms. 36,000-mile or (3-year) lube intervals. Strut-stabilized lower arms. Link-type, rubber-bushed ride stabilizer.

Rear Suspension: Longitudinal, 4-leaf springs with rubber-bushed front mounts, compression-type shackles at rear. Asymmetrical, variable-rate design with rear axle located forward of spring centers for anti-squat on takeoff. Diagonally mounted shock absorbers.

Steering: Recirculating ball-type steering gear provides easy handling. Permanently lubricated steering linkage joints. Overall steering ratio 25.3 to 1 (power steering 20.3 to 1). Turning diameter 37.6 ft.

Brakes: New dual hydraulic brake system with dual master cylinder, separate lines to front and rear brakes. Self-adjusting, self-energizing design. Composite drums grooved for extra cooling: 9" (Six), 10" (V-8's). Total lining areas: 131 sq. in. (Six), 154 sq. in. (V-8's).

Tires: Tubeless, blackwall with Tyrex rayon cord, 4-ply rating. Safety rim wheels. Tire size—6.95 x 14.


Dimensions & Capacities: Length 183.6"; width 70.9"; height: hardtop 51.6", fastback 51.6", convertible 51.4"; wheelbase 108"; treads 58.5"; trunk luggage volume (cu. ft.): hardtop 9.3, convertible 6.8 (top down), fastback 5.6 (18.5 with optional rear seat folded down); fuel 16 gal.

Approximate Weights: Mustang Hardtop, 2758 lb. (Six), 2966 lb. (V-8); Mustang Fastback 2+2, 2782 lb. (Six), 2990 lb. (V-8); Mustang Convertible, 2868 lb. (Six), 3076 lb. (V-8).


12 MUSTANG POWER TEAMS

ENGINES	TRANSMISSIONS		
	3-Speed Manual Trans.	SelectShift Cruise-O-Matic Drive	4-Speed Manual Trans.
200-cu. in. Six	Std.	Opt.	N.A.
289-cu. in. Challenger V-8	Std.	Opt.	Opt.
302-cu. in. Challenger Special V-8	Std.	Opt.	Opt.
302-cu. in. High Performance V-8*	N.A.	N.A.	Opt.
390-cu. in. Thunderbird V-8	N.A.	Opt.	N.A.
390-cu. in. Thunderbird Special V-8	N.A.	Opt.	Opt.


*Available on special order only.



Mustang Convertible



Mustang Fastback 2+2



Mustang Hardtop